



# What do you think about our website?

Surrey Learning Disability and Autism Partnership Board website survey



easy  
read

# Introduction



Surrey Learning Disability Partnership Board, Autism Partnership Board and Local Valuing People Groups want to know what you think about our website.





You can see the website here:  
**[www.surreypb.org.uk](http://www.surreypb.org.uk)**



Please tell us what you think about the website by answering the questions in this survey.

# Using this survey on your computer



To complete this survey you need to download it to your computer and open it in Acrobat Reader.



You can get Acrobat Reader for free from:

**<https://get.adobe.com/uk/reader/>**

# About you



## Question 1: Are you...

*Please tick all that apply*

☐

Someone with a learning disability

☐

A carer

☐

An autistic person

☐

A friend or family member of someone with a learning disability or an autistic person

☐

Someone who provides services

☐

A social care worker

☐

A health professional

☐

Other - please say




**Question 2:** Where do you live?

☐

Surrey

☐

Somewhere else



**Question 3:** What is the first part of your postcode?

# Using the website



**Question 4:** What do you use the Learning Disability and Autism Partnership Board website for? *Please tick all that apply*

- ☐ To get the minutes of meetings
- ☐ Finding easy read information
- ☐ Finding the dates of meetings
- ☐ Information about health
- ☐ Information about learning disabilities
- ☐ Information about autism
- ☐ Services you can get in Surrey
- ☐ Information about the law
- ☐ The plans for services for people with a learning disability and autistic people in Surrey



☐ Information about certain things - please say which things

☐ Anything else - please say



**Question 5:** What information on the website is most useful to you?





**Question 6:** How long have you been visiting this website?

- ☐ Less than a year
- ☐ 1 to 3 years
- ☐ 4 to 5 years
- ☐ More than 5 years



**Question 7:** How often do you visit the website?

- ☐ Every day
- ☐ Every week
- ☐ Every 2 weeks
- ☐ Once a month
- ☐ About once every 3 months
- ☐ Once or twice a year
- ☐ Less than once or twice a year





**Question 8:** How useful is the website?

☐ Very useful

☐ Useful

☐ Neither

☐ Not useful



Why do you say that?



**Question 9:** Can you find what you are looking for on the website easily?

- ☐ Yes, easily
- ☐ Quite easily
- ☐ Neither
- ☐ Quite hard
- ☐ Very hard
- ☐ Not sure



Why do you say that?



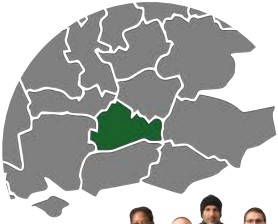
**Question 10:** Is there anything on the website which is not easy to find?

# Information you want



**Question 11:** Do you want to hear more about any of these? *Please tick all that apply*

- ☐ Learning Disability Week
- ☐ World Autism Awareness Week
- ☐ Disability Rights Day
- ☐ National Safeguarding Week
- ☐ Carers Week
- ☐ Learning Disability Work Week
- ☐ World Mental Health Day
- ☐ Carers Rights Day
- ☐ Other - please say



**Question 12:** Would you like to see more personal stories of people living in Surrey on the website?

☐ Yes

☐ No



**Question 13:** Would you be happy to share stories from people you know?

☐ Yes

☐ No



**Question 14:** If you are happy to share stories from people you know, please write down your email address so we can contact you:



**Question 15:** Is there anything else you would like to see on the website about learning disabilities or autism?  
*Please tick all that apply*



- ☐ Training
- ☐ Plans for new services
- ☐ Information about what's happening
- ☐ Plans for health and social care services
- ☐ General information about learning disabilities and autism
- ☐ Information about the law
- ☐ Information about support for people with learning disabilities and autism
- ☐ Videos
- ☐ Podcasts - these are programmes you listen to on a phone or computer
- ☐ Other - please say



# More about you



**Question 16:** How old are you?

- ☐ 16 to 20
- ☐ 21 to 24
- ☐ 25 to 29
- ☐ 30 to 34
- ☐ 35 to 39
- ☐ 40 to 44
- ☐ 45 to 49
- ☐ 50 to 54
- ☐ 55 to 59
- ☐ 60 to 64
- ☐ 65 to 69
- ☐ 70 to 74
- ☐ 75 to 79
- ☐ 80 to 84
- ☐ 85 or over



**Question 17:** Are day-to-day things difficult because of a health problem or disability which has lasted at least 12 months?

- ☐ Yes, very difficult
- ☐ Yes, a little difficult
- ☐ No
- ☐ Prefer not to say



**Question 18:** Are you...

- ☐ Male
- ☐ Female
- ☐ Prefer not to say





**Question 19:** What gender do you say that you are?

☐

Male

☐

Female

☐

Other - please say

☐

Prefer not to say



**Question 20:** Is your gender the same as when you were born?

☐

Yes

☐

No

☐

Prefer not to say



## Question 21: Are you...



☐ Bi-sexual - you are attracted to both men and women



☐ Gay man - you are a man and attracted to men



☐ Gay woman or lesbian - you are a woman and attracted to women



☐ Heterosexual or straight - you are attracted to people of the opposite sex



☐ Prefer not to say

☐ Prefer to use your own word - please say

## Question 22: Are you...



### White

- ☐ British, English, Northern Irish, Scottish or Welsh
- ☐ Irish
- ☐ Gypsy or Irish Traveller
- ☐ Any other white background - please say



### More than 1 ethnic background

- ☐ White and Black Caribbean
- ☐ White and Black African
- ☐ White and Asian
- ☐ Any other mixed background - please say



## Asian

- ☐ Indian
- ☐ Pakistani
- ☐ Bangladeshi
- ☐ Chinese
- ☐ Any other Asian background - please say



## Black

- ☐ Caribbean
- ☐ African
- ☐ Any other Black background - please say



## Other ethnic group

- ☐ Arab
- ☐ Any other ethnic background - please say


- ☐ Prefer not to say

### Question 23: Are you...



☐ In a same-sex civil partnership

☐ Married



☐ Used to be in a same-sex civil partnership but now split up

☐ Divorced



☐ Used to be in a same-sex civil partnership but your partner died

☐ Widowed



☐ Never married or never in a same-sex civil partnership

☐ Prefer not to say



**Question 24:** Do you look after, help or support someone who is old or has a long term health condition, or disability?

☐

No

☐

Yes, 1 to 19 hours a week

☐

Yes, 20 to 49 hours a week

☐

Yes, 50 or more hours a week



**Question 25: What is your religion?**

☐

No religion

☐

Christian

☐

Buddhist

☐

Hindu

☐

Jewish

☐

Muslim

☐

Sikh

☐

Any other religion - please say



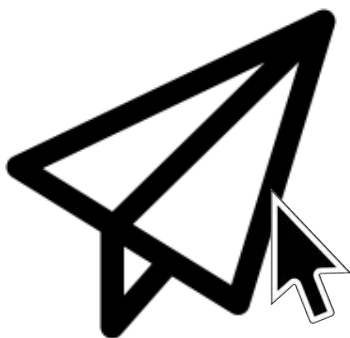
# Thank you



Thank you for your answers. Please now send your survey back by clicking this button:

**Click here**

A new email will open on with our address on it and your survey attached.



You need to click 'send' on your email browser to send the survey back to us.



## For more information

If you need any more information please contact us by:

Email:  
**ldcommunications@surreycc.gov.uk**