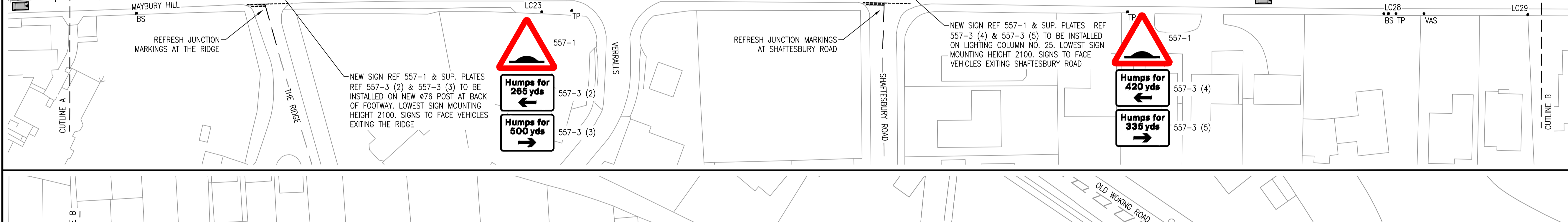
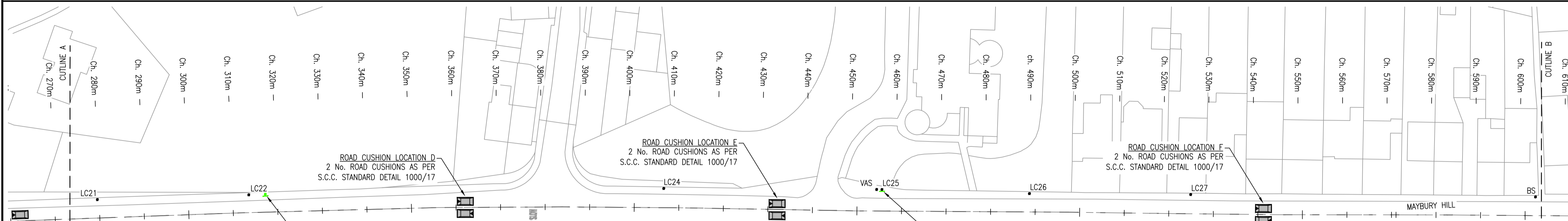
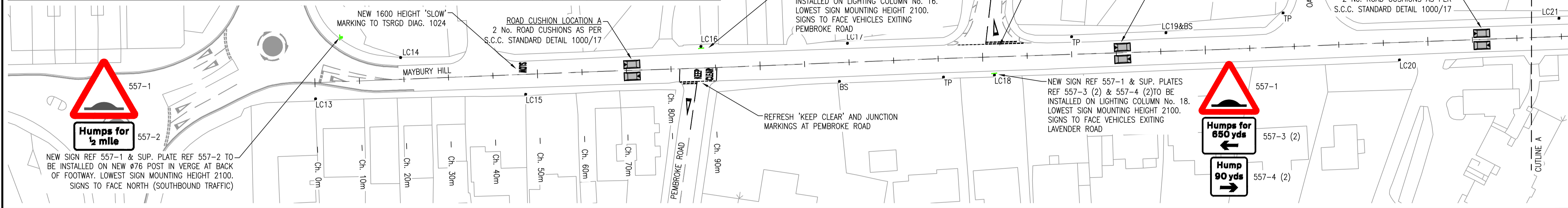


ROAD CUSHION LOCATION	EXISTING CARRIAGEWAY WIDTH (m)	SPEED CUSHIONS			GAP(S) DIMENSIONS		MAIN RAMP		SIDE RAMP		SURFACE MATERIAL
		LENGTH (m)	WIDTH (m)	HEIGHT (mm)	CENTRE (m)	SIDES (m)	SLOPE (1 in -)	LENGTH (m)	SLOPE (1 in -)	RAMP (m)	
A	6.30	3.50	1.90	75	1.00	0.75	8	0.60	4	0.30	HRA 30/14 F SURF DES PMB WTR2 WITH 14/20 PCC TO CLAUSE CL 911 & 915
B	5.80	3.50	1.70	75	1.00	0.70	8	0.60	4	0.30	-
C	5.80	3.50	1.70	75	1.00	0.70	8	0.60	4	0.30	-
D	6.30	3.50	1.90	75	1.00	0.75	8	0.60	4	0.30	-
E	6.30	3.50	1.90	75	1.00	0.75	8	0.60	4	0.30	-
F	6.00	3.50	1.75	75	1.00	0.75	8	0.60	4	0.30	-
G	6.30	3.50	1.90	75	1.00	0.75	8	0.60	4	0.30	-
H	6.30	3.50	1.90	75	1.00	0.75	8	0.60	4	0.30	-



SIGN DETAILS:

	Sign Reference: 557-1 Height: 600mm Width: 679mm Area: 0.24 m² Material: Min. Class RA2 Retroreflective
	Sign Ref.: 557-2 Letter colour: BLACK Background: WHITE Border: BLACK Material: Min. Class RA2 Retroreflective x-height: 50.0 SIGN FACE Width: 605mm Height: 290mm Area: 0.17m²
	Sign Ref.: 557-3 (1) Letter colour: BLACK Background: WHITE Border: BLACK Material: Min. Class RA2 Retroreflective x-height: 50.0 SIGN FACE Width: 605mm Height: 442mm Area: 0.27m²
	Sign Ref.: 557-3 (2) Letter colour: BLACK Background: WHITE Border: BLACK Material: Min. Class RA2 Retroreflective x-height: 50.0 SIGN FACE Width: 605mm Height: 418mm Area: 0.25m²
	Sign Ref.: 557-2 Letter colour: BLACK Background: WHITE Border: BLACK Material: Min. Class RA2 Retroreflective x-height: 50.0 SIGN FACE Width: 420mm Height: 445mm Area: 0.19m²
	Sign Ref.: 557-3 (3) Letter colour: BLACK Background: WHITE Border: BLACK Material: Min. Class RA2 Retroreflective x-height: 50.0 SIGN FACE Width: 605mm Height: 415mm Area: 0.25m²
	Sign Ref.: 557-3 (4) Letter colour: BLACK Background: WHITE Border: BLACK Material: Min. Class RA2 Retroreflective x-height: 50.0 SIGN FACE Width: 605mm Height: 420mm Area: 0.25m²
	Sign Ref.: 557-3 (5) Letter colour: BLACK Background: WHITE Border: BLACK Material: Min. Class RA2 Retroreflective x-height: 50.0 SIGN FACE Width: 605mm Height: 415mm Area: 0.25m²

- NOTES:
- DO NOT SCALE FROM THIS DRAWING.
 - ALL DIMENSIONS ARE IN MILLIMETRES UNLESS STATED OTHERWISE.
 - ALL SETTING OUT IS TO BE AGREED WITH THE S.C.C. ENGINEER PRIOR TO CONSTRUCTION. EXACT LOCATION OF TRAFFIC CALMING FEATURES ARE TO BE AGREED WITH THE S.C.C. ENGINEER ON SITE PRIOR TO CONSTRUCTION.
 - THE EXACT LOCATION OF ANY UTILITY COMPANY APPARATUS IS TO BE VERIFIED ON SITE BY THE CONTRACTOR PRIOR TO THE COMMENCEMENT OF ANY EXCAVATIONS.
 - PROPOSED ROAD CUSHIONS ARE TO BE CONSTRUCTED AS PER S.C.C. STANDARD DETAIL 1000/17 TO INCLUDE 1062 MARKINGS ON APPROACH SIDE AND 100mm WIDTH SURROUNDING MARKING. DIMENSIONS ARE DETAILED ON THE SCHEDULE ON THE LAYOUT PLAN.
 - WHEN EXCAVATING OR BREAKING UP THE EXISTING CARRIAGEWAY ALL MATERIALS ARE TO BE REMOVED TO TIP OFF SITE.
 - EXISTING ROAD MARKINGS TO REMAIN ARE SHOWN IN GREY.
 - PROPOSED ROAD MARKINGS AND THOSE TO BE REFRESHED ARE SHOWN IN BLACK.
 - ALL ROAD MARKINGS TO BE IN ACCORDANCE WITH THE TRAFFIC SIGNS REGULATIONS AND GENERAL DIRECTIONS 2016.
 - ALL ROAD MARKINGS TO BE REFLECTORISED TO CLASS R2 AND HAVE A MINIMUM OF 55 PSV IN ACCORDANCE WITH CLASS S3 TO BS EN 1426:2007.
 - ALL SIGNS SHALL BE MIN. CLASS RA2 RETROREFLECTIVE.

Rev.	Description	Drwn	Sig.	Date	Chkd	Sig.	Date	Appr	Sig.	Date

North Point	Date	Checked by	Sig.	Date	Approved by	Sig.	Date

Project: MAYBURY HILL, WOKING TRAFFIC CALMING PROPOSED LAYOUT

Project No. PC0671

Contract Sheet No. PC0671-01

Revision: -

Classification: CONSTRUCTION

SHEET 1 OF 1